

Accessing Pre-MPJE Voucher

Rev. 10/25/2019




Screen Shot

Rev. 10/25/2019


Log into E*Value

eValue Medical University of South Carolina
MUSC & USC Colleges of Pharmacy - Palmetto Experiential Education Partnership (PEEP)
Program ID: 4727

Sam TeststudentP4  Help Favorites My Account

Home Schedules Evaluations Time Tracking Case Logs Learning Modules Reports Portfolio

Welcome to E*Value

My Information 

If this or any other biographic information is incorrect or missing, you can [update this information](#).

Email: amy.weber@medhub.com

Rank: P4

Roles: Student

Urgent Tasks

[Complete Pending Coursework \(1\)](#)

Tasks

[Log Time](#)

[Initiate Ad hoc Evaluations](#)

[Initiate Ad hoc Coursework](#)

[Log New Case Entry](#)

ADVANCED PHARMACY PRACTICE EXPERIENCE -

- [2016_APPE_Acute_Medicine_Syllabus_Template.docx](#)
- [2016_APPE_Ambulatory_Care_Syllabus_Template.docx](#)
- [2016_APPE_Community_Syllabus_Template.docx](#)
- [2016_APPE_Hospital_Health_System_Syllabus_Template.docx](#)
- [2016_APPE_Non-Clinical_Elective_Rotation_Syllabus_Template.docx](#)

INTRODUCTORY PHARMACY PRACTICE EXPERIENCE -

- [Advanced_IPPE_Syllabus_-_Template.docx](#)
- [Community_IPPE_Syllabus_-_Template.docx](#)
- [Institutional_IPPE_Syllabus_-_Template.docx](#)

Personal Calendar

Sunday Dec 9	
Monday Dec 10	
Tuesday Dec 11	
Wednesday Dec 12	
Thursday Dec 13	
Friday Dec 14	
Saturday Dec 15	

[View myCalendar](#)

[MUSC Campus - P3 Rotation Meeting #1 Fall 2017 \(Docs\)](#)

[MUSC International Rotation Checklist](#)
For MUSC Campus Students ONLY!

[CVS Health Rotation Site Descriptions](#)

MISCELLANEOUS RESOURCES

[Career Mentor List 2017-18](#)

[MUSC Campus Severe Weather Plan](#)

[Starting the Journey: Preparing your Curriculum Vitae and Letter of Intent](#)

[Kelly R. Ragucci, PharmD, FCCP, BCPS Professor & Chair, Clinical Pharmacy & Outcomes Sciences MUSC College of Pharmacy](#)

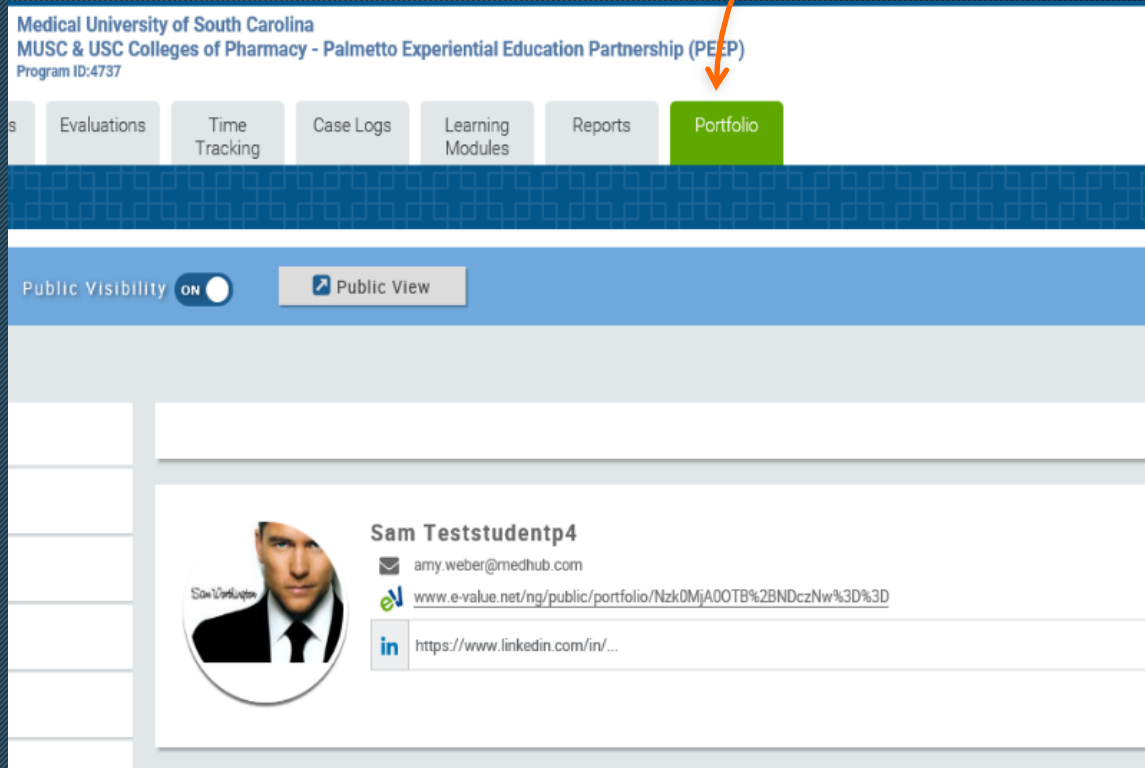
[Preparing for the Interview: The Good, the Bad, and the Ugly](#)

[Kathy Chessman, PharmD, FPPAG, FCCP, BCPS, BCNSP - Professor, Clinical Pharmacy & Outcomes Sciences MUSC College of Pharmacy](#)

PALMETTO EXPERIENTIAL EDUCATION PARTNERSHIP (PEEP)

Screen Shot

1. Click on the **Portfolio** tab



Rev. 10/25/2019

Screen Shot

2. Scroll to the bottom of the Bio Data page to find the **drop-down menu**

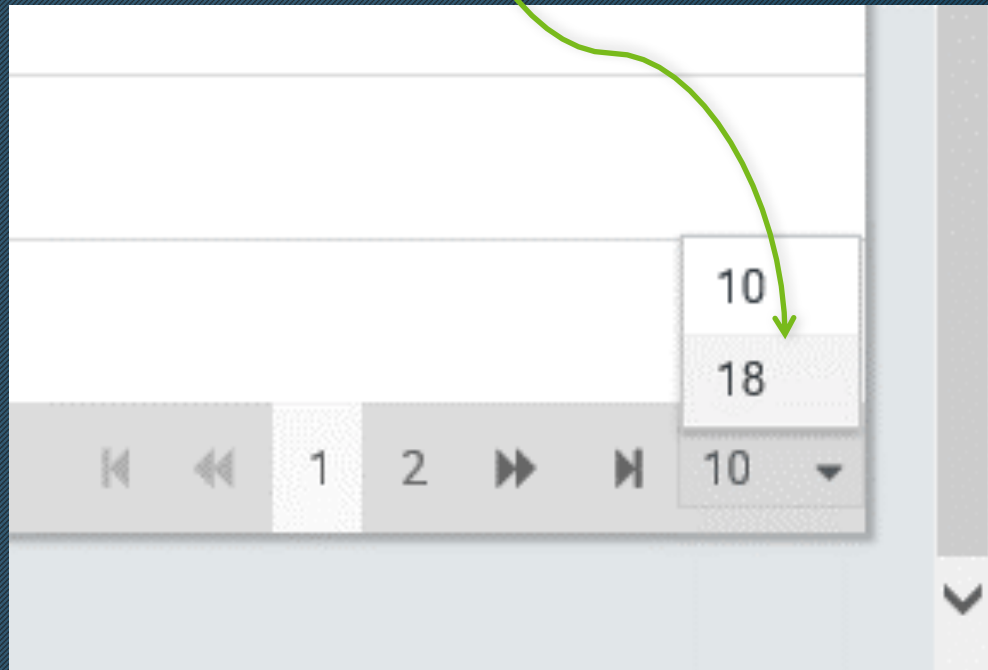
The screenshot shows the eValue portal interface. The top navigation bar includes links for Home, Schedules, Evaluations, Time Tracking, Case Logs, Learning Modules, Reports, and Portfolio. The Portfolio page is active, displaying a list of bio data fields with toggle switches for visibility. A yellow arrow points from the instruction text to a drop-down menu at the bottom right of the page.

Field	Visibility	Value
Birth Date	OFF	
Citizenship Country	OFF	
Credentials	OFF	
Email	ON	amy.weber@medhub.com
First Name	ON	Sam
Gender	OFF	
Initial	OFF	
Last Name	ON	TeststudentP4
National Provider Identifier	OFF	
Picture	ON	SamWorthington_rs.jpg

Rev. 10/25/2019

Screen Shot

3. Expand the menu and select the **highest number**



Screen Shot

4. Scroll down again to see your
Pre-MPJE Voucher Number

Bio Data	<input checked="" type="checkbox"/> ON	Last Name	TeststudentP4
Case Logs	<input type="checkbox"/> OFF	National Provider Identifier	
Coursework	<input checked="" type="checkbox"/> ON	Picture	SamWorthington_rs.jpg
Evaluations	<input type="checkbox"/> OFF	Previous Last Name1	
Goals	<input checked="" type="checkbox"/> ON	Rotation Info & Syllabus	
Entries	<input type="checkbox"/> OFF	Title	
Time Tracking	<input type="checkbox"/> OFF	US Visa Status	N/A
	<input type="checkbox"/> OFF	Visa Expiration Date	
	<input type="checkbox"/> OFF	Visa Type	N/A
	<input type="checkbox"/> OFF	Voucher	5C19UR27x
	<input type="checkbox"/> OFF	Voucher Exp. Date	12/11/2020

Rev. 10/25/2019

Screen Shot

6. Once you've taken the Pre-MPJE you will need to upload a PDF of your test results into Coursework

Deadline to complete, submit, and post your Pre-MPJE score in Coursework is

March 30, 2020, at midnight!

(the date in E*Value will display as 03/31/2020 12:00 AM)